

Golden Isles Woodworkers and Woodturners

February 13th 2021

www.GIWW.org

**Location Change 162
Harbor Point Dr.,
Oak Grove Island,
Eddie's house, 2 m
north of 95 on rt 341
Brunswick**

DURING OUR Jan meet we had Ed Mercer and his wife Penny give a fantastic demo on how he carves a cedar log into snakes. This guy has some talent for only doing this since June.

Dues are due.. Bring check or cash to Karen Grogan
112 Chad Circle, Brunswick, GA 31525 make check out to GIWW \$ 35.00..

Quite a few paid up at December meeting

Minutes of January meeting. Tres report No raffle for December as low amount of members present. 14 members present. Money in Raffle \$ 45.00, Dues 140.00, pd out \$ 20.00 cookies. Last Case Cert won by Karen and Gerald. New ones ordered. Paid members at present is 22. Members present at Dec. meeting Eddie Wildsmith., Craig Farnsworth., Gerald Dukes., Karen Grogan., David Loehle., Jerry Gafford., June Chambers., Pete Bartlett, Steve Pappas, Eddie Mercer, Jim Redden, Barb Hahn, and Steve Possey. Penny Mercer Eds wife there to make sure he does the demo proper.

Demos coming for 2021

February 13th

Eddie W. will show how great the Festool Sander is to use and he told me today his epoxy work. Probably will be meeting at his house.. Address to come

March

Looking for a demo volunteer Speak up someone

April

May

June

Edward m. Carving demo
snakes





This one is real.. A rat snake his favorite pet



These are wood

Ed began by telling us he bought his walking stick from a fellow (his mentor) out in Oregon. like 10 yrs ago. The paid price he was around 1400 would you believe..Today that fellow sells the same piece for 3500. And has a backlog of orders. We all ought to learn how to carve.






You can see by the horizontal lines that he cuts each with that cutter laying on table. Then chips out all the wood. Then does it all over again till he has the profile of the snake standing out from the wood pole.




These poles are meant to be used as a support of a arbor with swing chair under



Each pole is still under construction. Ed takes approx. 3 weeks or more to finish. The hard part comes with applying each scale. Then paint





Eds Big baby Phyton



MEMBERS CREATIONS

Vicki W.

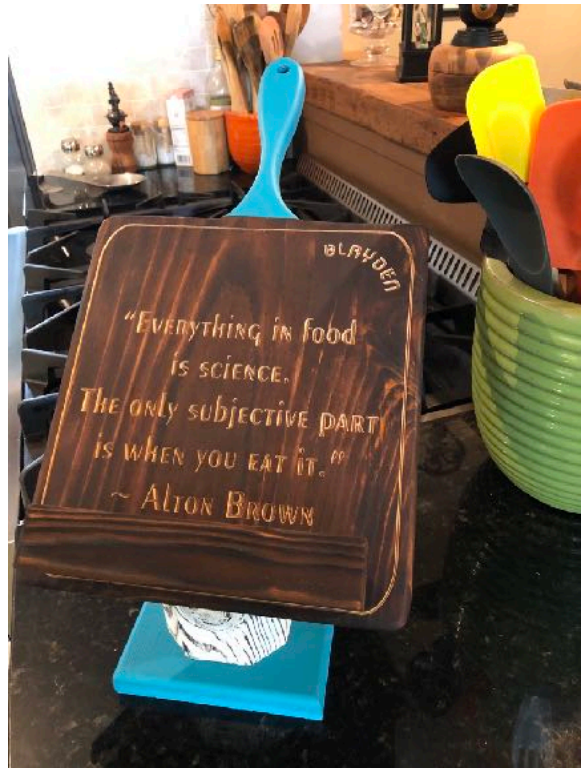
I was asked to assist Santa and his elves with building a little wooden wagon for a sweet little toddler. Here is what I came up with.



Vicki made the axle out of 1/2 in dowel rod They wanted a handle so she used a rope pull



I like the name Syd the kid



Vicki designed and then made this recipe stand.
Nice to have a cnc router

Steve D.



Christmas Gifts Great pig but that hole should be on other end for a eye but then again maybe the location of it is intentional



Craig f



Donation from Gerald I thought appropriate



Just a board but beautiful grain. Camphor
18 x 10 in



Pecan slab for kitchen island top 48x29

Doug B

Doug says these here duck calls get those ducks to fly right up to you and say,,,, Mister don't shoot me I am just a lonely guy looking for a nice mate and besides I would taste awful.



Roy Y

Afromosia wood
14 " platter
finished in semi
gloss wipe on poly



Karen G

Dried weed stand

